


UxOYT 48W Series

I.C.T. - Open Frame
Standard Product



▲ UxOYT3048 Series



CE UK CA FC

■ Please contact our sales department for safety standard of each model.

Model Name Definition

UxOYT 3048

x : Depend on Safety Standard

- N 62368-1/60065-1/60950-1

Product Highlights

- Stability
- Energy and High Efficiency
- PCB Size 2" × 4"(inch)
- Appendix 8 of PSE : comply with dusty requirement
- Suitable for devices with built-in power supply

Efficiency

- Energy Efficiency Level VI (ErP / DoE)
- Meet Commission Regulation(EU) 2019/1782
- Meet DOE 10 CFR part 429 and 430

Protection

- Short Circuit Protection
- Over Voltage Protection
- Over Current Protection
- Over Temperature Protection
- Over Temperature Protection (optional)

Emissions

- FCC
 - FCC Part15-B
- CE
 - EN(CISPR)55032-B
- BS EN 55032

Safety Standard

- 62368-1

Immunity

- EN55035
- BS EN 55035

The above specifications include the following test standards

- ✓ EN61000-4-2
- ✓ EN61000-4-3
- ✓ EN61000-4-4
- ✓ EN61000-4-5
- ✓ EN61000-4-6
- ✓ EN61000-4-8
- ✓ EN61000-4-11

Electrical Spec

Input					
Description	Min.	Typ.	Max.	Units	Comment
Voltage	90	100~240	264	Vac	
Frequency	47	50/60	63	Hz	

Environmental					
Description	Min.	Typ.	Max.	Units	Comment
Operating Temperature	0	-	50	°C	Free Convection,Sea level
Storage Temperature	-20	-	65	°C	Free Convection,Sea level
Operating Humidity	5	-	95	%RH	No Condensing
Storage Humidity	5	-	95	%RH	No Condensing

Typical model list

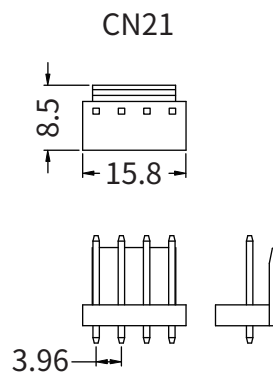
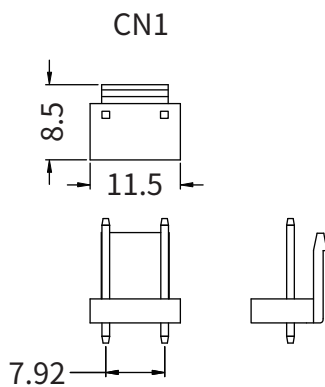

Output Port	Model Name	DC Output Voltage	DC Output Current	Output Voltage Precision	Ripple	Noise	Option / Remark
CN21	UxOYT3048-120040SA	12.0V	4.0A	±5%	240mV	240mV	
	UxOYT3048-190025SA	19.0V	2.5A	±5%	240mV	240mV	
	UxOYT3048-240020SA	24.0V	2.0A	±5%	240mV	240mV	
	UxOYT3048-480010SA	48.0V	1.0A	±5%	480mV	480mV	
	UxOYT3048-540800SA	54.0V	0.89A	±5%	480mV	480mV	

■ Measurement Condition

1. Measurements shall be made with an oscilloscope with 20MHz bandwidth.
2. Outputs shall be bypassed at the connector with a 0.1uF ceramic disk capacitor and a 10uF electrolytic capacitor to simulate system loading.

Mechanical Spec

TOLERANCE: ±0.5
Unit: mm



CN1

PIN NUMBER	INPUT
1	AC(N)
2	
3	AC(L)

CN1 : INPUT CONNECT
Specifications are equivalent to models of JST B3P-VH

CN21

PIN NUMBER	OUTPUT
1,2	V+
3,4	V-

CN21 : OUTPUT CONNECT
Specifications are equivalent to models of JST B4P-VH

■ Please contact our sales department for details of each model ■