


UxOAT 60W P Series

Open Frame Switching Power Supply



▲ UxOAT3060



■ Please contact our sales department for safety standard of each model.



Model Name Definition

UxOAT3060

x: Depend on Safety Standard

- A 60065-1
- O 60335-1
- M 60601-1
- I 60950-1
- H 61558-1
- N 62368-1

Product Highlights

- Stability
- Ultra Small Size
- Energy Efficiency VI
- Not Suitable for PSE Dust Regulations
- Peak Load 1 Sec Function
- The Peak Load is Twice Rating Current.(Max.)

Protection

- Short Circuit Protection
- Over Voltage Protection
- Over Current Protection
- Over Temperature Protection (Optional)

Safety Standard

- 60065-1
- 60335-1
- 60601-1
- 60950-1
- 61558-1
- 62368-1
- PSE 別表第八準拠

Efficiency

- Energy Efficiency Level VI(ErP/DoE)
- Meet COMMISSION REGULATION(EU) 2019/1782
- Meet DOE 10 CFR part 429 and 430

Emissions

- FCC Part18 Class B
- CE CISPR 11 EN55011
- CE CISPR 14 EN55014-1
- FCC Part15 Class B
- CE CISPR 32 EN55032

Immunity

- EN55024/A1:2001
- EN60601-1-2
- EN55014-2

Electrical Spec

Input					
Description	Min.	Typ.	Max.	Units	Comment
Voltage	90	100~240	264	Vac	
Frequency	47	50/60	63	Hz	

Environmental					
Description	Min.	Typ.	Max.	Units	Comment
Operating Temperature	0	-	50	°C	Free Convection,Sea Level
Storage Temperature	-20	-	65	°C	Free Convection,Sea Level
Operating Humidity	5	-	95	%RH	No Condensing
Storage Humidity	5	-	95	%RH	No Condensing

Typical model list

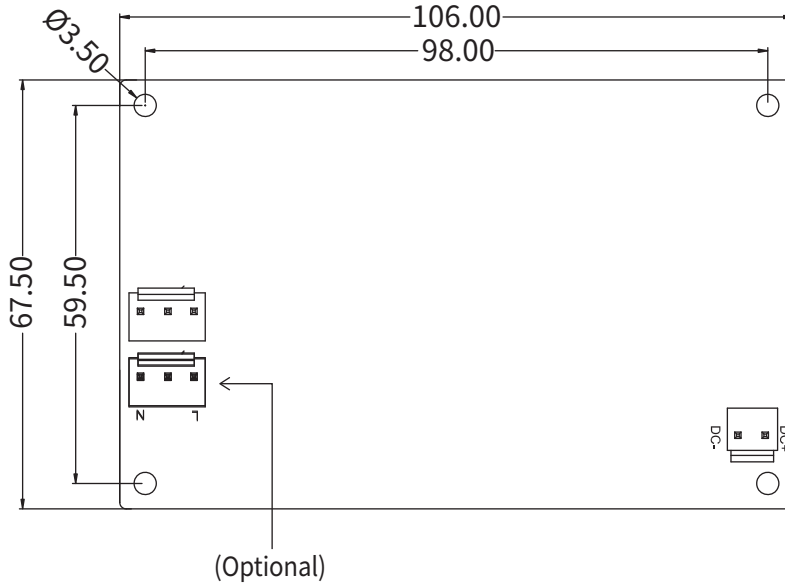
Output Port	DC Output Voltage	DC Output Current	Output Voltage Precision	Ripple	Noise	DC Output Peak Current	Time (sec)	Option/Remark
CN2	12.0V	5.0A	±5%	240mV	480mV	8.5A	1sec	
	15.0V	4.0A	±5%	240mV	480mV	7.0A	1sec	
	19.0V	3.15A	±5%	240mV	480mV	5.4A	1sec	
	24.0V	2.50A	±5%	240mV	480mV	4.5A	1sec	
	26.0V	2.30A	±5%	240mV	480mV	4.0A	1sec	
	30.0V	2.0A	±5%	240mV	480mV	3.6A	1sec	
	48.0V	1.25A	±5%	240mV	480mV	2.2A	1sec	

■ Measurement Condition

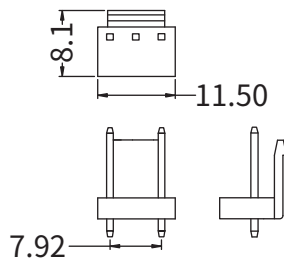
1. Measurements shall be made with an oscilloscope with 20MHz bandwidth.

2. Outputs shall be bypassed at the connector with a 0.1uF ceramic disk capacitor and a 10uF electrolytic capacitor to simulate system loading.

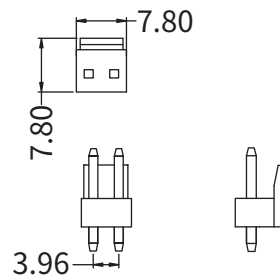
TOLERANCE: ± 0.5
Unit: mm



CN1



CN2



CN1

PIN NUMBER	INPUT
1	AC(L)
2	AC(N)

CN1 : INPUT CONNECTION
MODEL NO : JSY 3PIN B2P3-VH-Series
P=3.96mm (NO PIN2)
(THE EQUIVALENT)

CN2

PIN NUMBER	OUTPUT
1	V+
2	V-

CN2 : OUTPUT CONNECTION
MODEL NO : JSY 2PIN A3963WV-2P
P=3.96mm
(THE EQUIVALENT)

■ Please contact our sales department for details of each model ■