


UxOAT 200W Series

Open Frame Switching Power Supply
Compact 2" × 4"



▲ UxOAT3200 Series

CB CE UK CA FC

■ Please contact our sales department for safety standard of each model.



Model Name Definition

UxOAT3200

x : Depend on Safety Standard

- A 60065-1
- O 60335-1
- I 60950-1
- H 61558-1
- N 62368-1

Product Highlights

- Stability
- Energy and High Efficiency
- Small Size
- Meet Complies with IEC61000-3-2
- Power Factor Correction
- Full Range Input Voltage (90Vac~264Vac)
- JST Connector* or the same level substitute as JST Connector
*Please contact sales if demanding JST connector.
- Appendix 8 of PSE : Comply with Dusty Requirement.

Efficiency

- Up to 92%

Protection

- Short Circuit Protection
- Over Voltage Protection
- Over Current Protection
- Brown In and Brown Out Protection

Emissions

- FCC
 - FCC Part15-B
- CE
 - EN(CISPR)55032-B
 - EN(CISPR)55014-B
- VCCI-B

Safety Standard

- 62368-1
- 61558-1
- 60335-1
- PSE 別表第八
100V 基準に準拠

Immunity

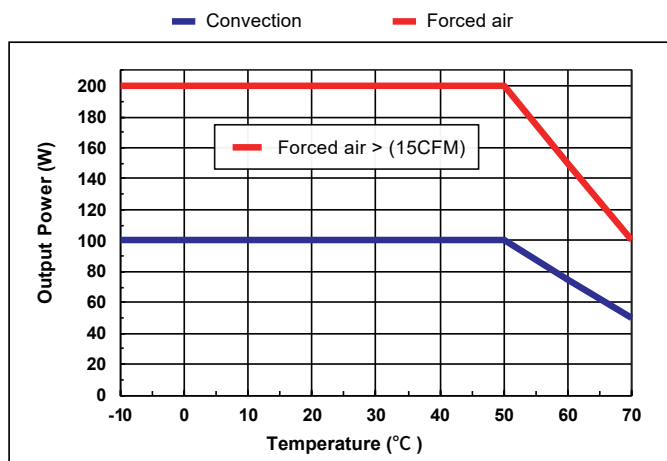
- EN55035
 - EN55014-2
- The above specifications include the following test standards
- ✓ EN61000-4-2
 - ✓ EN61000-4-3
 - ✓ EN61000-4-4
 - ✓ EN61000-4-5
 - ✓ EN61000-4-6
 - ✓ EN61000-4-8
 - ✓ EN61000-4-11

Electrical Spec

Input					
Description	Min.	Typ.	Max.	Units	
Voltage	90	100~240	264	Vac	
Frequency	47	50/60	63	Hz	
Power Factor	ACIN 100V	-	0.95	-	-
	ACIN 230V	-	0.9	-	-

Environmental						
Description	Min.	Typ.	Max.	Units	Comment	
Operating Temperature	-10	-	70	°C	Refer to Derating Curve(*1)	
Storage Temperature	-20	-	85	°C	Free Convection,Sea Level	
Operating Humidity	5	-	95	%RH	No Condensing	
Storage Humidity	5	-	95	%RH	No Condensing	

Derating Curve (*1)





Typical model list

Model Name	Output Port	DC Output Voltage	DC Output Current		Output Voltage Precision	Ripple	Noise
			Free Convection	Forced Air (*2)			
UxOAT3200-240083NA	CON101	24.0V	4.17A	8.33A	±4%	240mV	480mV
UxOAT3200-480041NA		48.0V	2.08A	4.17A	±4%	480mV	480mV
UxOAT3200-540037NA		54.0V	1.85A	3.7A	±4%	480mV	480mV

■ Measurement Condition
 1. Measurements shall be made with an oscilloscope with 20MHz bandwidth.
 2. Outputs shall be bypassed at the connector with a 0.1uF ceramic disk capacitor and a 10uF electrolytic capacitor to simulate system loading.
 (*2) Condition for forced air is no less than 15CFM.

Mechanical Spec

TOLERANCE: ±0.5
Unit:mm



CON1

PIN NUMBER	INPUT
1	AC(L)
2	
3	AC(N)

CON1 : INPUT CONNECT
MODEL NO : A3963WV-3P
(THE EQUIVALENT)

CON101

PIN NUMBER	OUTPUT
1-2	+V
3-4	-V

CON101 : OUTPUT CONNECT
MODEL NO : A3963WV-4P
(THE EQUIVALENT)

■ Please contact our sales department for details of each model ■