


UxOAT 18W Series

Open Frame Switching Power Supply



▲ UxOAT3018



■ Please contact our sales department for safety standard of each model.



Model Name Definition

UxOAT3018

x: Depend on Safety Standard

- A 60065-1
- O 60335-1
- M 60601-1
- I 60950-1
- H 61558-1
- N 62368-1

Product Highlights

- Stability
- Full Range Input Voltage (90Vac~264Vac)
- Suit computer device, portable HDD, small house hold equipment
- Appendix 8 of PSE : Comply with Dusty Requirement.

Protection

- Short Circuit Protection
- Over Voltage Protection
- Over Current Protection
- Over Temperature Protection (Optional)

Safety Standard

- 60065-1
- 60335-1
- 60601-1
- 60950-1
- 61558-1
- 62368-1
- PSE 別表第八準拠(100V)

Efficiency

- Energy Efficiency Level VI(ErP/DoE)
- Meet COMMISSION REGULATION(EU) 2019/1782
- Meet DOE 10 CFR part 429 and 430

Emissions

- FCC Part18 Class B
- CE CISPR 11 EN55011
- CE CISPR 14 EN55014-1
- FCC Part15 Class B
- CE CISPR 32 EN55032
- BS EN 55032
- BS EN55011
- BS EN55014-1

Immunity

- EN 55035
- BS EN 55035
- EN60601-1-2
- BS EN60601-1-2
- BS EN55014-2
- EN55014-2

Electrical Spec

Input					
Description	Min.	Typ.	Max.	Units	Comment
Voltage	90	100~240	264	Vac	
Frequency	47	50/60	63	Hz	

Environmental					
Description	Min.	Typ.	Max.	Units	Comment
Operating Temperature	0	-	50	°C	Free Convection,Sea Level
Storage Temperature	-20	-	65	°C	Free Convection,Sea Level
Operating Humidity	5	-	95	%RH	No Condensing
Storage Humidity	5	-	95	%RH	No Condensing

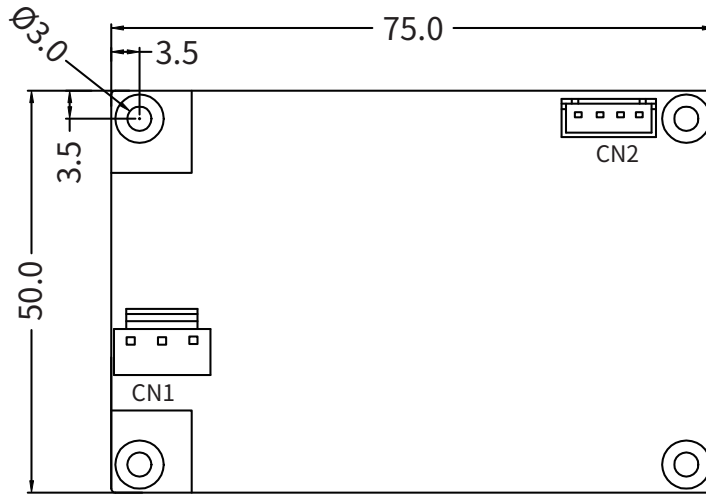
Typical model list

Output Port	DC Output Voltage	DC Output Current	Output Voltage Precision	Ripple	Noise	Average Active Efficiency	Option/Remark
CN2	5.0V	3.0A	±5%	150mV	150mV	81.38%	
	9.0V	2.0A	±5%	180mV	180mV	85.0%	
	12.0V	1.5A	±5%	180mV	180mV	85.0%	
	24.0V	0.75A	±5%	240mV	480mV	85.0%	

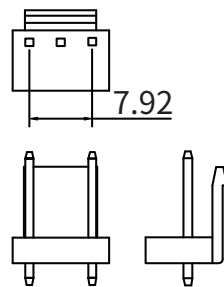
■ Measurement Condition

1. Measurements shall be made with an oscilloscope with 20MHz bandwidth.
2. Outputs shall be bypassed at the connector with a 0.1uF ceramic disk capacitor and a 10uF electrolytic capacitor to simulate system loading.

TOLERANCE: ±0.5
Unit: mm



CN1

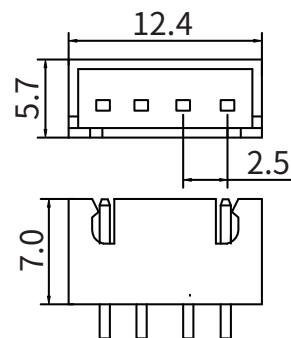


CN1

PIN NUMBER	INPUT
1	AC(L)
2	
3	AC(N)

CN1 : INPUT CONNECTION
MODEL NO : JSY 3PIN A3963WV-3P
(THE EQUIVALENT)

CN2



CN2

PIN NUMBER	OUTPUT
1,2	VO+
3,4	VO-

CN2 : OUTPUT CONNECTION
MODEL NO : JSW 4PIN A2501WV-4P
P=2.5mm
(THE EQUIVALENT)

■ Please contact our sales department for details of each model ■