

# UN 15W Series

## I.C.T./AV AC/DC Adaptor Standard Product



▲ UN115/UN315



▲ UNL115/UNL315



▲ UNY315



▲ UNZ315



▲ UNE315




▲ UNR315



▲ UNK315



▲ UNA315



■ Please contact our sales department for safety standard of each model.



### Product Highlights

- Stability
- Energy and High Efficiency
- Suitable for audio, video, information and communications technology equipment

### Protection

- Short Circuit Protection
- Over Voltage Protection
- Over Current Protection

### Safety Standard

- 60950-1
- 62368-1
- GB4943.1
- PSE 別表第八

### Efficiency

- Energy Efficiency Level VI ( ErP / DoE )
- Meet Commission Regulation(EU) 2019/1782
- Meet DOE 10 CFR part 429 and 430

### Emissions

- FCC
  - FCC Part15-B
- CE
  - EN(CISPR)55032-B
- VCCI-B
- GB9254/GB17625.1
- BS EN 55032

### Immunity

- EN55035
  - BS EN 55035
- The above specifications include the following test standards
- ✓ EN61000-4-2
  - ✓ EN61000-4-3
  - ✓ EN61000-4-4
  - ✓ EN61000-4-5
  - ✓ EN61000-4-6
  - ✓ EN61000-4-8
  - ✓ EN61000-4-11

# Electrical Spec

Input					
Description	Min.	Typ.	Max.	Units	Comment
Voltage	90	100~240	264	Vac	
Frequency	47	50/60	63	Hz	

Environmental					
Description	Min.	Typ.	Max.	Units	Comment
Operating Temperature	0	-	40	°C	Free Convection,Sea Level
Storage Temperature	-20	-	65	°C	Free Convection,Sea Level
Operating Humidity	5	-	95	%RH	No Condensing
Storage Humidity	5	-	95	%RH	No Condensing

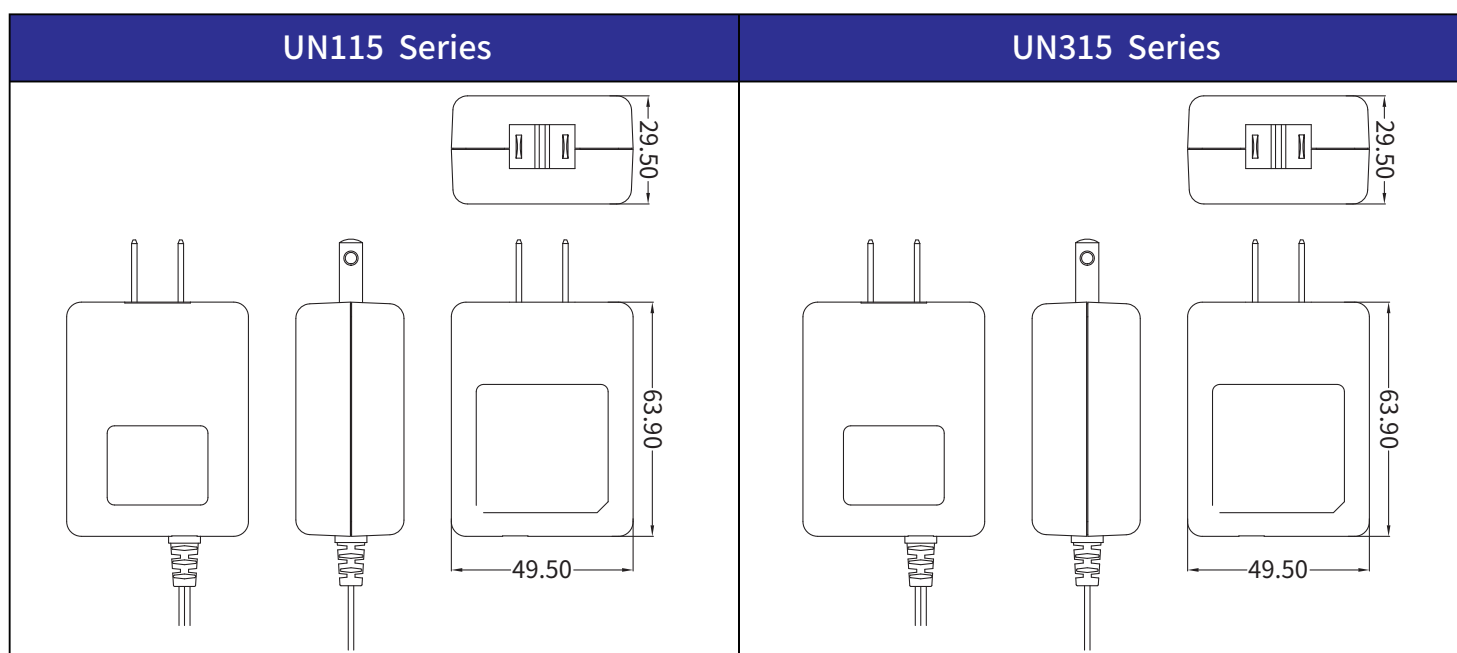
# Typical model list

Model Name	DC Output Voltage	DC Output Current	Output Voltage Precision	Ripple	Noise	Average Active Efficiency	No-Load Power Consumption	Option / Remark
UNx315-0525	5.0V	2.5A	±5%	100mV	100mV	80.21%	0.1W	
UNx315-5923	5.9V	2.3A	±5%	120mV	120mV	80.75%	0.1W	
UNx315-0916	9.0V	1.6A	±5%	150mV	150mV	83.92%	0.1W	
UNx315-1015	10.0V	1.5A	±5%	150mV	250mV	84.13%	0.1W	
UNx315-1212	12.0V	1.25A	±5%	120mV	240mV	84.12%	0.1W	
UNx315-1510	15.0V	1.0A	±5%	150mV	300mV	84.12%	0.1W	
UNx315-2465	24.0V	0.65A	±5%	240mV	480mV	84.32%	0.1W	
UNx315-4803	48.0V	0.3A	±5%	300mV	300mV	83.92%	0.1W	

■ Measurement Condition

1. Measurements shall be made with an oscilloscope with 20MHz bandwidth.
2. Outputs shall be bypassed at the connector with a 0.1uF ceramic disk capacitor and a 10uF electrolytic capacitor to simulate system loading.

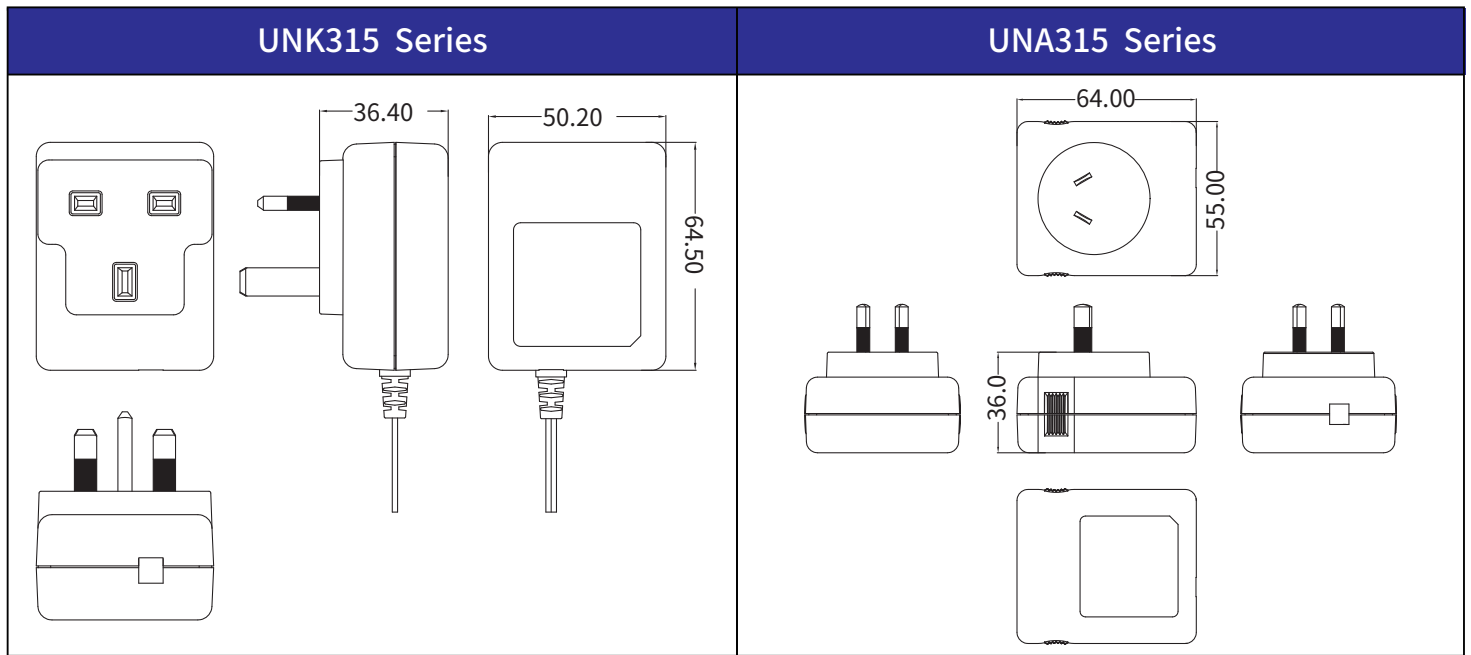
# Mechanical Spec



**Mechanical Spec**

UNL115 Series	UNL315 Series
<p>64.00 50.00 34.80</p>	<p>64.00 50.00 34.80</p>
UNY315 Series	UNZ315 Series
<p>29.50 63.90 49.50</p>	<p>64.00 50.00 34.80</p>
UNR315 Series	UNE315 Series
<p>47.90 50.20 64.50</p>	<p>47.90 50.20 64.50</p>

Mechanical Spec



— the following blank —