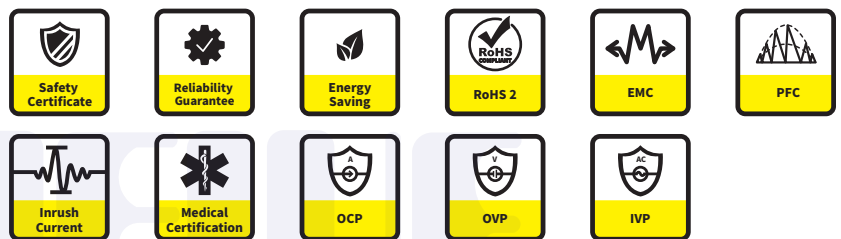


UMONT 200W Series

Medical - Open Frame
Compact 3" × 5"



▲ **UMONT3200 Series**



■ Please contact our sales department for safety standard of each model.

Product Highlights

- Stability
- Energy and High Efficiency
- Small Size
- Meet Complies with IEC61000-3-2
- Power Factor Correction
- 2xMOPP/2xMOOP
- Suitable for medical equipment
- JST Connector* or the same level substitute as JST Connector
- *Please contact sales if demanding JST connector.
- Appendix 8 of PSE : Comply with Dusty Requirement.

Efficiency

- Up to 92%

Protection

- Short Circuit Protection
- Over Voltage Protection
- Over Current Protection
- Brown In and Brown Out Protection

Emissions

- FCC
 - FCC Part18-B
 - CE
 - EN(CISPR)55011-B
 - VCCI-B
- (*Power supply mounted in user's metal chassis)

Safety Standard

- 60601-1
- PSE 別表第八 100V 基準に準拠

Immunity

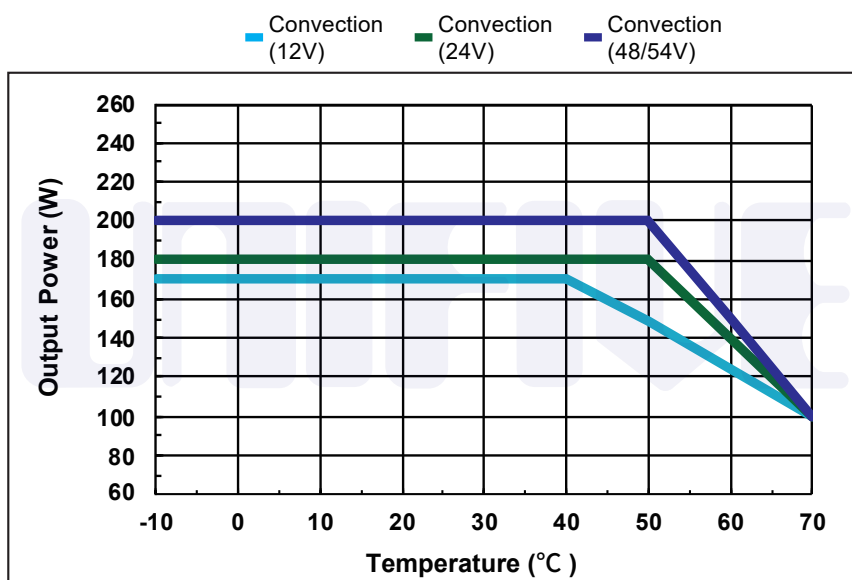
- EN60601-1-2
- The above specifications include the following test standards
- ✓ EN61000-4-2
 - ✓ EN61000-4-3
 - ✓ EN61000-4-4
 - ✓ EN61000-4-5
 - ✓ EN61000-4-6
 - ✓ EN61000-4-8
 - ✓ EN61000-4-11

Electrical Spec

Input					
Description		Min.	Typ.	Max.	Units
Voltage		90	100~240	264	Vac
Frequency		47	50/60	63	Hz
Power Factor	ACIN 100V	-	0.95	-	-
	ACIN 230V	-	0.9	-	-

Environmental						
Description	Min.	Typ.	Max.	Units	Comment	
Operating Temperature	-10	-	70	°C	Refer to Derating Curve(*1)	
Storage Temperature	-20	-	85	°C	Free Convection, Sea Level	
Operating Humidity	5	-	95	%RH	No Condensing	
Storage Humidity	5	-	95	%RH	No Condensing	

Derating Curve(*1)



Typical model list

Model Name	Output Port	DC Output Voltage	DC Output Current	Output Voltage Precision	Ripple	Noise
UMONT3200-120125NA	CON101	12.0V	12.5A	±4%	120mV	240mV
UMONT3200-240075NA		24.0V	7.5A	±4%	240mV	480mV
UMONT3200-480041NA	CON102	48.0V	4.16A	±4%	480mV	480mV
UMONT3200-540037NA		54.0V	3.7A	±4%	480mV	480mV

■ Measurement Condition

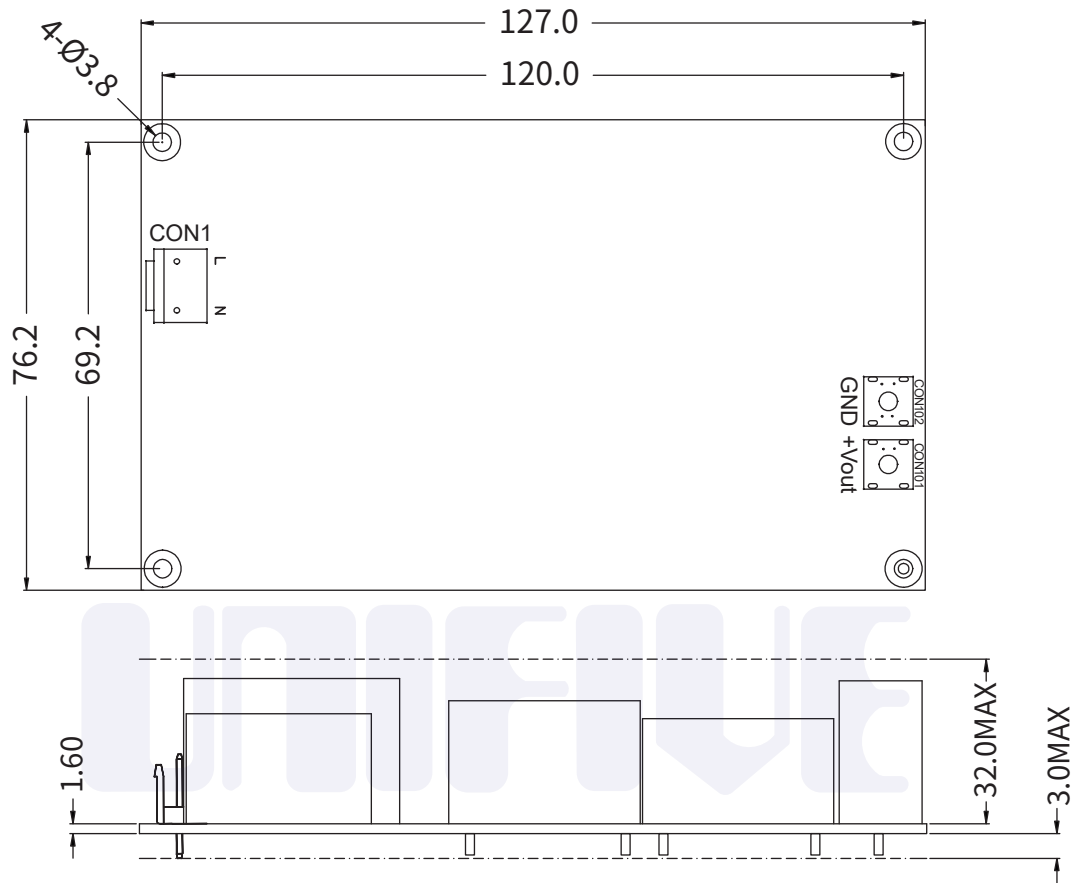
- Measurements shall be made with an oscilloscope with 20MHz bandwidth.
- Outputs shall be bypassed at the connector with a 0.1uF ceramic disk capacitor and a 10uF electrolytic capacitor to simulate system loading.

more detail on next page

Mechanical Spec

TOLERANCE: ±0.5
Unit:mm

Mounting Holes: 4-Ø3.80



CON1	
PIN NUMBER	INPUT
1	AC(N)
2	
3	AC(L)
CON1 : INPUT CONNECTION MODEL NO : A3963WV-3P (THE EQUIVALENT)	

CON101	
PIN NUMBER	OUTPUT
1	+Vout
CON101 : OUTPUT CONNECTION MODEL NO : PCB-10 (THE EQUIVALENT)	

CON102	
PIN NUMBER	OUTPUT
1	GND
CON102 : OUTPUT CONNECTION MODEL NO : PCB-10 (THE EQUIVALENT)	

■ Please contact our sales department for details of each model ■