


UMOAT 60W P Series

Medical | Open Frame



▲ UMOAT3060 P

CE UK CA FC

For further information of UxOAT 60W P series' safety standard, please contact us.

Universal Input	High Efficiency	LPS	2MOPP/2MOOP	Reliability SCP OVP
EMC Optimization	Household	Medical	RoHS 2 OCP OTP	
				UNIFIVE Guarantee

Model Name Definition

U_xOAT3060P

x : Depend on Safety Standard

- Audio / AV / IT
 - N 62368-1
 - A 60065-1
 - I 60950-1
- Medical
 - M 60601-1
- Home
 - H 61558-1
 - O 60335-1

Product Highlights

- Stability
- Ultra Small Size
- Energy Efficiency VI
- Peak Load 1 Sec Function
- The Peak Load is Twice Rating Current.(Max.)
- Appendix 8 of PSE : Comply with Dusty Requirement.

Protection

- Short Circuit Protection
- Over Voltage Protection
- Over Current Protection
- Over Temperature Protection (Optional)

Standard*

- Audio / AV / IT
62368-1
60065-1
60950-1
- Medical
60601-1
- Home
61558-1
60335-1
- Complies with DEN-AN
*UxOAT 60W P series is designed to MEET all standards above.

Efficiency

- Up to

88%

Emissions

- FCC Part18 Class B
- CE CISPR 11 EN55011
- CE CISPR 14 EN55014-1
- FCC Part15 Class B
- CE CISPR 32 EN55032
- BS EN 55032
- BS EN55011
- BS EN55014-1

Immunity

- EN 55035
- BS EN 55035
- EN60601-1-2
- BS EN60601-1-2
- EN55014-2
- BS EN55014-2

Electrical Spec

Input					
Description	Min.	Typ.	Max.	Units	Comment
Voltage	90	100~240	264	Vac	
Frequency	47	50/60	63	Hz	

Environmental					
Description	Min.	Typ.	Max.	Units	Comment
Operating Temperature	0	-	50	°C	Free Convection,Sea Level
Storage Temperature	-20	-	65	°C	Free Convection,Sea Level
Operating Humidity	5	-	95	%RH	No Condensing
Storage Humidity	5	-	95	%RH	No Condensing

Typical model list

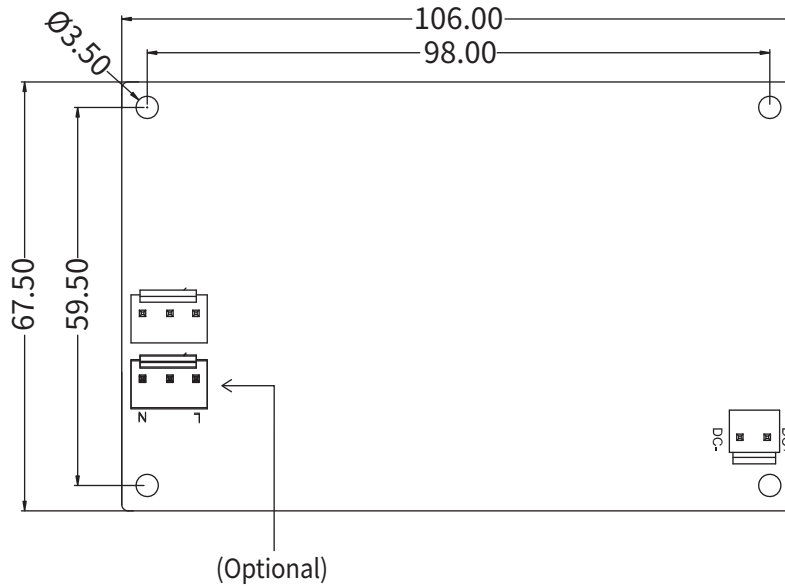
Output Port	DC Output Voltage	DC Output Current	Output Voltage Precision	Ripple	Noise	Average Active Efficiency	DC Output Peak Cruurnt	Time (sec)	Option/Remark
CN2	12.0V	5.0A	±5%	240mV	480mV	88.0%	8.0A	1sec	
	15.0V	4.0A	±5%	240mV	480mV	88.0%	7.0A	1sec	
	19.0V	3.15A	±5%	240mV	480mV	88.0%	5.4A	1sec	
	24.0V	2.5A	±5%	240mV	480mV	88.0%	4.5A	1sec	
	26.0V	2.3A	±5%	240mV	480mV	88.0%	4.0A	1sec	
	30.0V	2.0A	±5%	240mV	480mV	88.0%	3.6A	1sec	
	48.0V	1.25A	±5%	240mV	480mV	88.0%	2.2A	1sec	

■ Measurement Condition

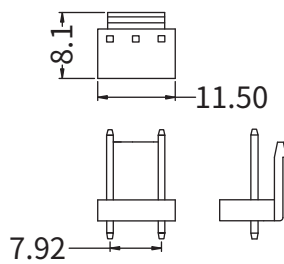
1. Measurements shall be made with an oscilloscope with 20MHz bandwidth.
2. Outputs shall be bypassed at the connector with a 0.1uF ceramic disk capacitor and a 10uF electrolytic capacitor to simulate system loading.

Mechanical Spec

TOLERANCE: ± 0.5
Unit: mm

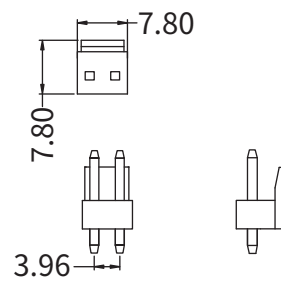


CN1



CN1	
PIN NUMBER	INPUT
1	AC(L)
2	AC(N)
CN1 : INPUT CONNECT MODEL NO : JSY 3PIN B2P3-VH-Series P=3.96mm (NO PIN2) (THE EQUIVALENT)	

CN2



CN2	
PIN NUMBER	OUTPUT
1	V+
2	V-
CN2 : OUTPUT CONNECT MODEL NO : JSY 2PIN A3963WV-2P P=3.96mm (THE EQUIVALENT)	

■ Please contact our sales department for details of each model ■