


UMOAT 200W Series

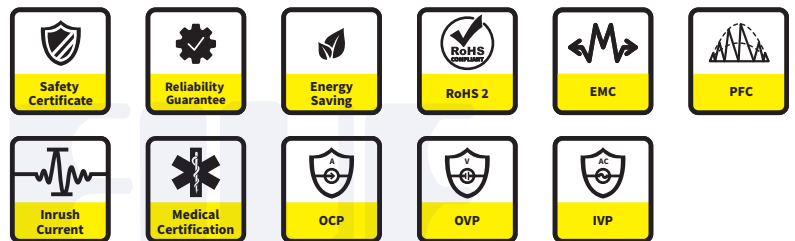
Medical - Open Frame
Compact 2" × 4"



▲ UMOAT3200 Series



■ Please contact our sales department for safety standard of each model.



Product Highlights

- Stability
- Energy and High Efficiency
- Small Size
- Meet Complies with IEC61000-3-2
- Power Factor Correction
- 2xMOPP/2xMOOP
- Suitable for medical equipment
- JST Connector* or the same level substitute as JST Connector
- *Please contact sales if demanding JST connector.
- Appendix 8 of PSE : Comply with Dusty Requirement.

Efficiency

- Up to 92%

Protection

- Short Circuit Protection
- Over Voltage Protection
- Over Current Protection
- Brown In and Brown Out Protection

Emissions

- FCC
 - FCC Part18-B
 - CE
 - EN(CISPR)55011-B
 - VCCI-B
- (*Power supply with AC inlet filter mounted in user's metal chassis)

Safety Standard

- 60601-1
- PSE 別表第八 100V 基準に準拠

Immunity

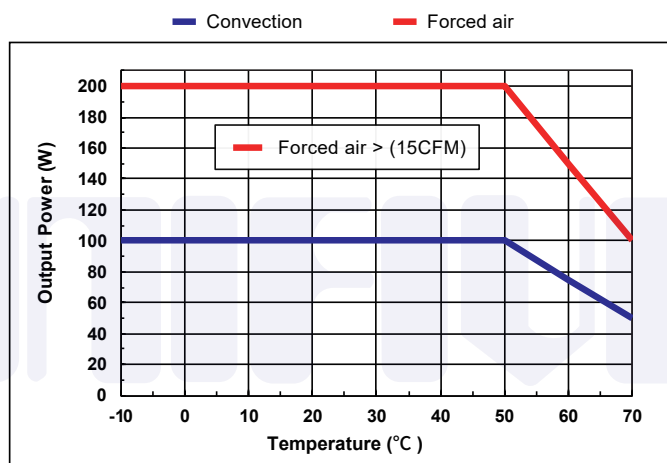
- EN60601-1-2
- The above specifications include the following test standards
- ✓ EN61000-4-2
 - ✓ EN61000-4-3
 - ✓ EN61000-4-4
 - ✓ EN61000-4-5
 - ✓ EN61000-4-6
 - ✓ EN61000-4-8
 - ✓ EN61000-4-11

Electrical Spec

Input					
Description		Min.	Typ.	Max.	Units
Voltage		90	100~240	264	Vac
Frequency		47	50/60	63	Hz
Power Factor	ACIN 100V	-	0.95	-	-
	ACIN 230V	-	0.9	-	-

Environmental						
Description	Min.	Typ.	Max.	Units	Comment	
Operating Temperature	-10	-	70	°C	Refer to Derating Curve(*1)	
Storage Temperature	-20	-	85	°C	Free Convection,Sea Level	
Operating Humidity	5	-	95	%RH	No Condensing	
Storage Humidity	5	-	95	%RH	No Condensing	

Derating Curve (*1)



Typical model list

Model Name	Output Port	DC Output Voltage	DC Output Current		Output Voltage Precision	Ripple	Noise
			Free Convection	Forced Air (*2)			
UMOAT3200-240083MA	CON101	24.0V	4.17A	8.33A	±4%	240mV	480mV
UMOAT3200-480041MA		48.0V	2.08A	4.17A	±4%	480mV	480mV
UMOAT3200-540037MA		54.0V	1.85A	3.7A	±4%	480mV	480mV

■ Measurement Condition

1. Measurements shall be made with an oscilloscope with 20MHz bandwidth.


2. Outputs shall be bypassed at the connector with a 0.1uF ceramic disk capacitor and a 10uF electrolytic capacitor to simulate system loading.

(*2) Condition for forced air is no less than 15CFM.

more detail on next page

Mechanical Spec

TOLERANCE: ±0.5
Unit:mm



CON1

PIN NUMBER	INPUT
1	AC(L)
2	
3	AC(N)

CON1 : INPUT CONNECT
MODEL NO : A3963WV-3P
(THE EQUIVALENT)

CON101

PIN NUMBER	OUTPUT
1-2	+V
3-4	-V

CON101 : OUTPUT CONNECT
MODEL NO : A3963WV-4P
(THE EQUIVALENT)

■ Please contact our sales department for details of each model ■