

UIDC 60W

USB PD/QC AC/DC Adaptor USB-C + USB-A



▲ UIDC3060



■ Please contact our sales department for safety standard of each model.



Product Highlights

- Stability
- Ultra Small Size
- Light Weight
- Efficiency DOE6
- Mobile Phone, Note Book, PAD
- USB-IF Test Approval
- Meet PD 3.0, QC 3.0

Efficiency

- Energy Efficiency Level VI(ErP/DoE)
- Meet COMMISSION REGULATION(EU) 2019/1782
- Meet DOE 10 CFR part 429 and 430

Protection

- Short Circuit Protection
- Over Voltage Protection
- Over Current Protection

Emissions

- FCC Part 15 Class B
- CE CISPR 32 EN55032
- VCCI Class B
- BS EN 55032

Safety Standard

- 60950-1
- 62368-1
- PSE 別表第八
100V 基準に準拠

Immunity

- EN 55035
- BS EN 55035

Electrical Spec

Input					
Description	Min.	Typ.	Max.	Units	Comment
Voltage	90	100~240	264	Vac	
Frequency	47	50/60	63	Hz	

Environmental					
Description	Min.	Typ.	Max.	Units	Comment
Operating Temperature	0	-	40	°C	Free Convection,Sea Level
Storage Temperature	-20	-	65	°C	Free Convection,Sea Level
Operating Humidity	5	-	95	%RH	No Condensing
Storage Humidity	5	-	95	%RH	No Condensing

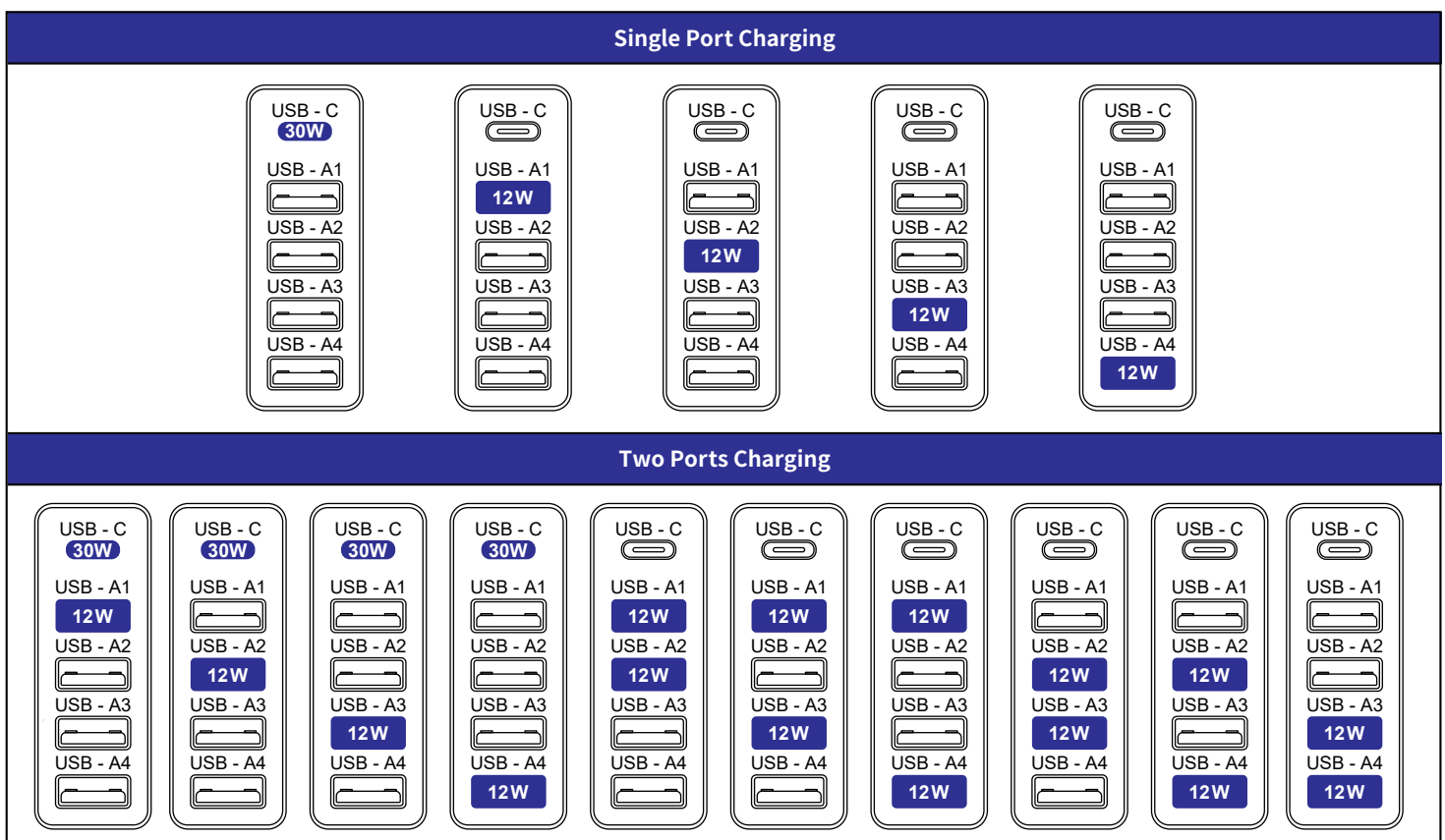
Typical model list

Output Condition	DC Output Voltage	DC Output Current	Output Voltage Precision	Ripple	Noise	Average Active Efficiency	No-Load Power Consumption	Option/Remark
USB-C	5.0V	3.0A	±5%	300mV	300mV	86.00%	0.3W	Optional
	9.0V	3.0A	±5%	300mV	300mV	86.00%	0.3W	
	12.0V	2.5A	±5%	300mV	300mV	86.00%	0.3W	
	15.0V	2.0A	±5%	300mV	300mV	86.00%	0.3W	
	20.0V	1.5A	±5%	300mV	300mV	86.00%	0.3W	
USB-A	5.0V	6.0A	±5%	200mV	300mV	86.00%	0.3W	USB-A 6A 4Ports (2.4A max per Port)

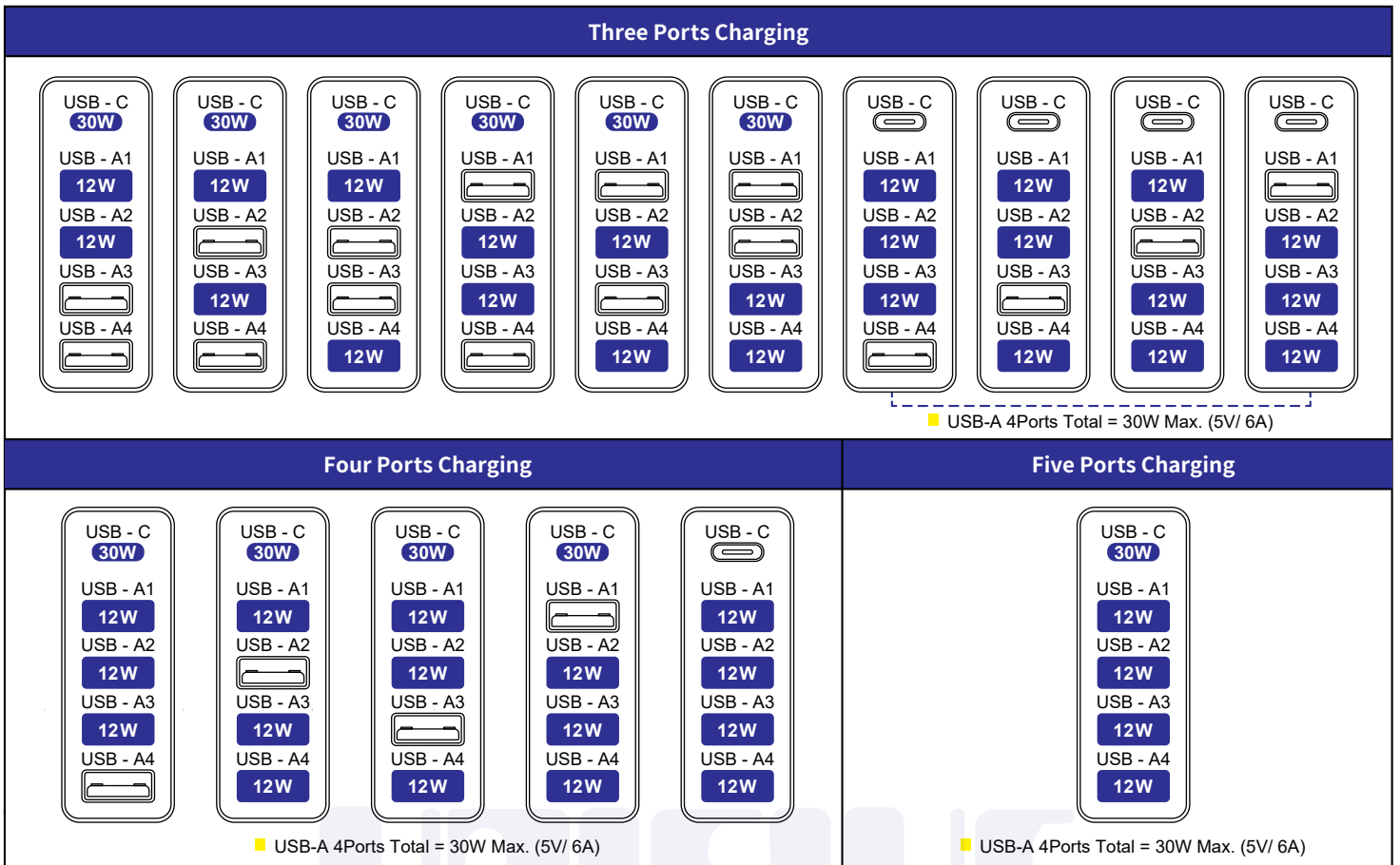
■ Measurement Condition

1. Measurements shall be made with an oscilloscope with 20MHz bandwidth.
2. Outputs shall be bypassed at the connector with a 0.1uF ceramic disk capacitor and a 10uF electrolytic capacitor to simulate system loading.

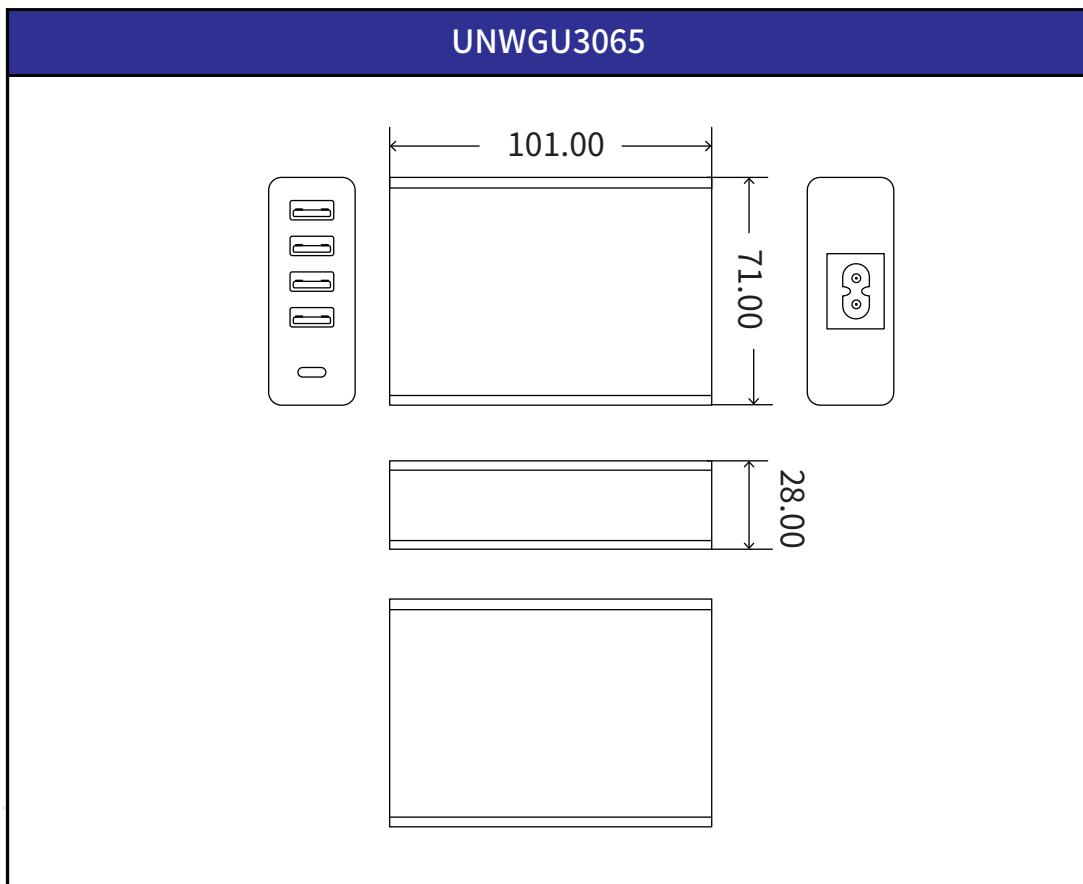
Output Distribution



Output Distribution



Mechanical Spec



■ Please contact our sales department for details of each model ■