

UA 12W Series

I.T.E./AV AC/DC Adaptor



▲ UA110/UA310




▲ UAL110/UAL310



▲ UAE310



▲ UAR310



▲ UAK310



▲ UAY310



▲ UAZ310



■ Please contact our sales department for safety standard of each model.



Safety Certificate



Reliability Guarantee



Energy Saving



ROHS 2



LPS



EMC



Miniaturization

Product Highlights

- Ultra Small Size
- Light Weight
- Energy Efficiency
- Suit MP3 Player, Portable GPS, PDA, Musical & Network Devices

Protection

- Short Circuit Protection
- Over Voltage Protection
- Over Current Protection

Safety Standard

- 60950-1
- PSE 別表第八

Efficiency

- COMMISSION REGULATION (EU) 2019/1782 (ERP 6)& DOE 6

Emissions

- FCC Part 15 Class B
- CE CISPR 32 EN55032
- VCCI Class B

Immunity

- EN55024/A1:2001

Electrical Spec

Input					
Description	Min.	Typ.	Max.	Units	Comment
Voltage	90	100~240	264	Vac	
Frequency	47	50/60	63	Hz	

Environmental					
Description	Min.	Typ.	Max.	Units	Comment
Operating Temperature	0	-	40	°C	Free Convection,Sea Level
Storage Temperature	-20	-	65	°C	Free Convection,Sea Level
Operating Humidity	5	-	95	%RH	No Condensing
Storage Humidity	5	-	95	%RH	No Condensing

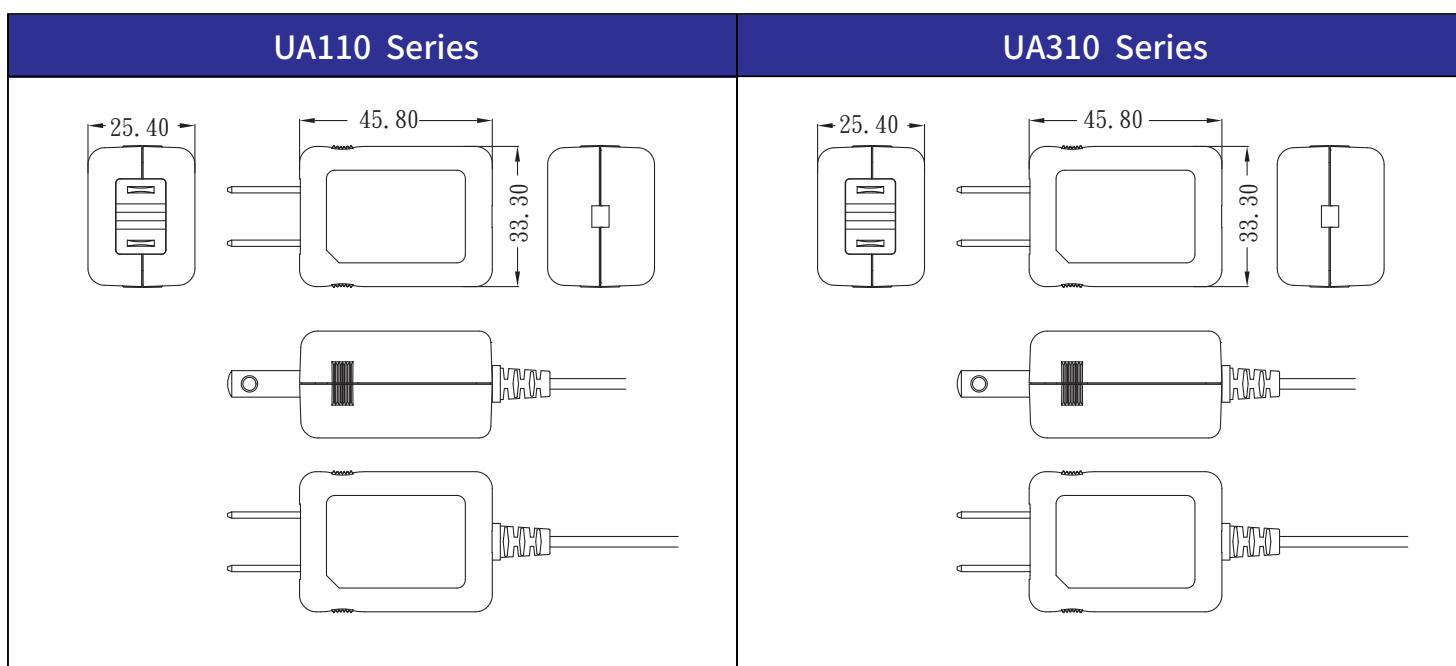
Typical model list

No.	DC Output Voltage	DC Output Current	Output Voltage Precision	Ripple	Noise	Average Active Efficiency	No-Load Power Consumption	Option/Remark
1	5.0V	1.2A	±5%	100mV	100mV	75.00%	0.1W	
2	5.0V	2.0A	±5%	100mV	100mV	78.70%	0.1W	
3	5.5V	1.5A	±5%	150mV	150mV	77.34%	0.1W	
4	12.0V	1.0A	±5%	120mV	240mV	82.96%	0.1W	
5	24.0V	0.5A	±5%	240mV	480mV	82.96%	0.1W	

■ Measurement Condition

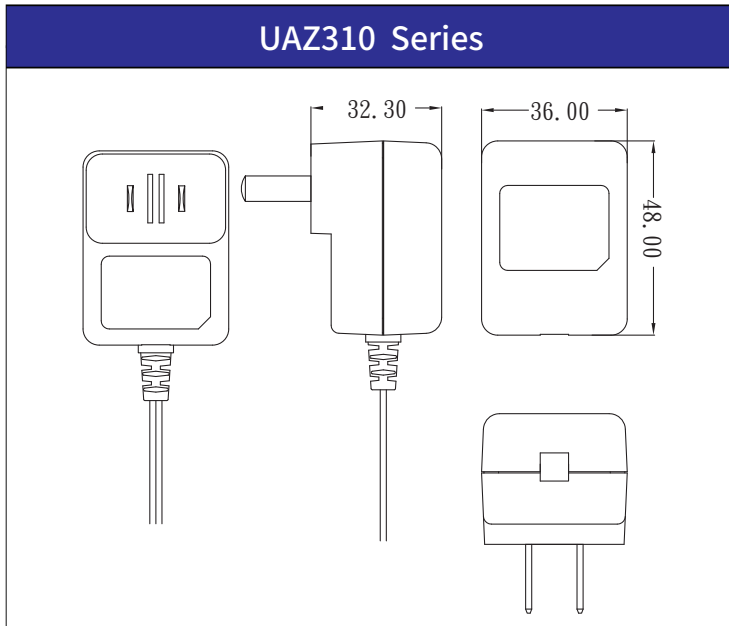
1. Measurements shall be made with an oscilloscope with 20MHz bandwidth.
2. Outputs shall be bypassed at the connector with a 0.1uF ceramic disk capacitor and a 10uF electrolytic capacitor to simulate system loading.

Mechanical Spec



UAL110 Series	UAL310 Series
<p>UAL110 Series mechanical drawings showing front, side, and top views. Dimensions: 32.30, 36.00, 48.00.</p>	<p>UAL310 Series mechanical drawings showing front, side, and top views. Dimensions: 32.30, 36.00, 48.00.</p>
UAE310 Series	UAR310 Series
<p>UAE310 Series mechanical drawings showing front, side, and top views. Dimensions: 47.80, 36.00, 45.50.</p>	<p>UAR310 Series mechanical drawings showing front, side, and top views. Dimensions: 47.80, 36.00, 45.50.</p>
UAK310 Series	UAY310 Series
<p>UAK310 Series mechanical drawings showing front, side, and top views. Dimensions: 49.00, 48.40, 33.95.</p>	<p>UAY310 Series mechanical drawings showing front, side, and top views. Dimensions: 25.40, 45.80, 08.93.</p>

Mechanical Spec



• ————— the following blank ————— •

■ Please contact our sales department for details of each model ■