

SV 18W Series

-20°C/+60°C Wide Operating Temperature Range AC/DC Adaptor



▲ SV324



▲ SVE324



▲ SVK324



▲ SVZ324



▲ SVA324



▲ SVF324




▲ SVG324



▲ SVR324



- All safety meets 40 degree standard.
- Please contact our sales department for safety standard of each model.



Product Highlights

- -20°C~60°C Operating Temperature for 18W
- Stability
- Small Size
- Cost Efficiency
- Suit Portable HDD, Portable GPS, PDA & Network Device

Protection

- Short Circuit Protection
- Over Voltage Protection
- Over Current Protection

Safety Standard

- 60950-1
- 62368-1
- GB4943.1
- CNS14336
- PSE 別表第八

Efficiency

- Energy Efficiency Level VI (ErP / DoE)
- Meet COMMISSION REGULATION(EU) 2019/1782
- Meet DOE 10 CFR part 429 and 430

Emissions

- FCC Part15 Class B
- CE CISPR 32 EN55032
- VCCI Class B
- CNS13438
- GB9254/GB17625.1

Immunity

- EN55024/A1:2001

Input					
Description	Min.	Typ.	Max.	Units	Comment
Voltage	90	100~240	264	Vac	
Frequency	47	50/60	63	Hz	

Environmental					
Description	Min.	Typ.	Max.	Units	Comment
Operating Temperature for 24W	0	-	40	°C	Free Convection,Sea Level
Operating Temperature for 18W	-20	-	60	°C	Free Convection,Sea Level
Storage Temperature	-20	-	65	°C	Free Convection,Sea Level
Operating Humidity	5	-	95	%RH	No Condensing
Storage Humidity	5	-	95	%RH	No Condensing

Typical model list

No.		DC Output Voltage	DC Output Current	Output Voltage Precision	Ripple	Noise	Average Active Efficiency	No-Load Power Consumption	Option/Remark
1	SV324-0530	5.0V	2.0A	±5%	150mV	150mV	78.70%	0.1W	-20°C~60°C
		5.0V	3.0A	±5%	150mV	150mV	81.39%	0.1W	-20°C~60°C
2	SV324-0630	5.9V	2.0A	±5%	200mV	200mV	82.96%	0.1W	-20°C~60°C
		5.9V	3.0A	±5%	200mV	200mV	85.00%	0.1W	0°C~40°C
3	SV324-1024	10.0V	1.8A	±5%	240mV	240mV	85.00%	0.1W	-20°C~60°C
		10.0V	2.4A	±5%	240mV	240mV	86.20%	0.1W	0°C~40°C
4	SV324-1011	10.5V	1.1A	±5%	240mV	240mV	82.75%	0.1W	-20°C~60°C
		10.5V	1.1A	±5%	240mV	240mV	82.75%	0.1W	0°C~40°C
5	SV324-1220	12.0V	1.5A	±5%	240mV	240mV	85.00%	0.1W	-20°C~60°C
		12.0V	2.0A	±5%	240mV	240mV	86.20%	0.1W	0°C~40°C
6	SV324-1912	19.0V	1.0A	±5%	240mV	240mV	85.24%	0.1W	-20°C~60°C
		19.0V	1.2A	±5%	240mV	240mV	86.01%	0.1W	0°C~40°C
7	SV324-2410	24.0V	0.75A	±5%	240mV	480mV	85.00%	0.1W	-20°C~60°C
		24.0V	1.0A	±5%	240mV	480mV	86.20%	0.1W	0°C~40°C

■ Measurement Condition

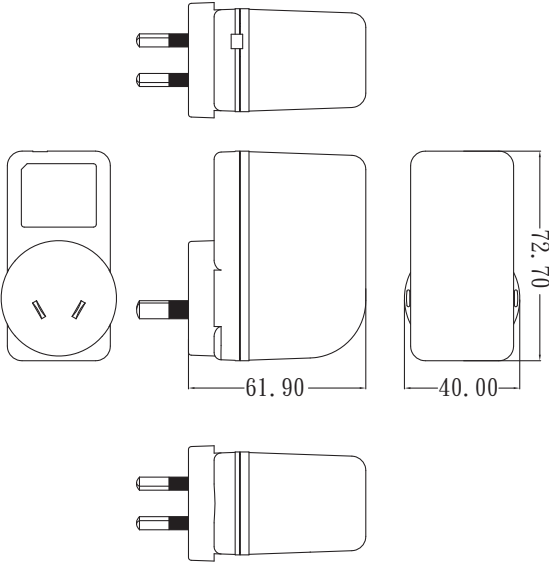
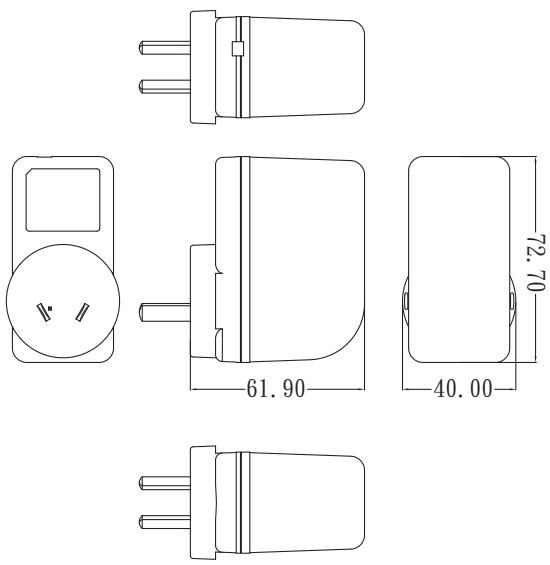
1. Measurements shall be made with an oscilloscope with 20MHz bandwidth.
2. Outputs shall be bypassed at the connector with a 0.1uF ceramic disk capacitor and a 10uF electrolytic capacitor to simulate system loading.

■ Precaution The different output current is applied to the different operating temperature. For example, 12.0V/1.5A is for -20°C to 60°C and 12.0V/2.0A is for 0°C to 40°C. For the applicable safety standards, see the specification sheef.

3. Safety certificates were available for the model with 0~40 degrees operation.
No certificates for the model which operating under -20~60 degrees,but the design can meet safety standard.

more detail on next page

SV324 Series	SVZ324 Series
<p>SV324 Series mechanical drawings showing front, side, and rear views with dimensions: 53.0, 72.70, and 35.70.</p>	<p>SVZ324 Series mechanical drawings showing front, side, and rear views with dimensions: 53.0, 72.70, and 35.70.</p>
SVE324 Series	SVF324 Series
<p>SVE324 Series mechanical drawings showing front, side, and rear views with dimensions: 71.00, 72.70, and 35.70.</p>	<p>SVF324 Series mechanical drawings showing front, side, and rear views with dimensions: 35.70, 72.70, and 71.00.</p>
SVR324 Series	SVK324 Series
<p>SVR324 Series mechanical drawings showing front, side, and rear views with dimensions: 35.70, 72.70, and 71.00.</p>	<p>SVK324 Series mechanical drawings showing front, side, and rear views with dimensions: 49.50, 72.70, and 60.20.</p>

SVA324 Series	SVG324 Series
	

— the following blank —

■ Please contact our sales department for details of each model ■